

READY 
TO RACE

EN

#GOADVENTURE

KTM ADVENTURE RANGE 2021

The KTM logo is displayed in a bold, black, italicized font on an orange rectangular background in the bottom right corner of the image.



ADVENTURE TO NEW EXTREMES

KTM 1290 SUPER ADVENTURE S	08	KTM 890 ADVENTURE R	32
KTM 1290 SUPER ADVENTURE R	14	KTM 890 ADVENTURE R RALLY	38
KTM 890 ADVENTURE	26	KTM 390 ADVENTURE	44
		TECHNICAL DATA	56

ADVENTURE

FURTHER, HARDER, FASTER

Adventure cannot be found in any one place or destination but continues to evolve as the two-wheel journey rolls on. Every mile spent exploring this vast, rugged planet is a thrilling experience that inspires riders to push on even further. The best rides often happen far from the beaten track;

places that curiosity constantly urges you to go. KTM provides the ultimate options to take you there. High-performance travel machines that allow you to push harder, further and certainly faster than ever before.

**FEED YOUR
CURIOSITY**





1

2

9

0

R

A

N

G

E

1290

S

A supreme travel powerhouse with segment-leading features and exhilarating performance, for adrenaline-seekers who are after the most extreme high speed adventures.





EXPERIENCE HIGH SPEED ADVENTURE

Whether you're wide open on an old abandoned track, or braking hard into a 90° gravel turn, pushing the boundaries of exploration is what the new KTM 1290 SUPER ADVENTURE S is built for. This sporty powerhouse takes a giant leap forward in its surefooted, agile handling for 2021, while also keeping a firm grip on its reign as the king of high speed escapes.

HIGH PERFORMANCE EXPLORATION

This rapid, new generation Adventure machine features all-new bodywork, as well as reworked electronics, chassis and power train. Its aggressive, sporty design and superbike rivalling performance are backed up by excellent build quality and premium components.



NO HOLDING BACK

Already a frontrunner when it comes to performance-enhancing electronics, the new KTM 1290 SUPER ADVENTURE S continues to push innovation forward at the highest possible speed. This can be clearly seen in the new generation, state-of-the-art, 7-inch TFT display; newly developed LED headlight; and new electronics package featuring Adaptive Cruise Control (ACC) as standard. Using an all-new, KTM-refined radar system that automatically adapts speed to the flow of traffic, the new ACC function lets you skip through the 'liaison' sections, keeping you fresh to strike when you get to more thrilling riding terrain.

**SEE THE WORLD
FASTER**





1 2 9 0

R

R stands for Rally and with the world's most advanced Travel-Enduro chassis, long-travel WP XPLOR suspension and agile, lightweight feel, this machine chews up miles of tough terrain with supreme ease.



CHOOSE UNLIMITED ADVENTURE

There are many extremes, but the human race's obsession with covering large distances in the shortest possible time has led to some of the most extreme challenges. With its Dakar Rally DNA, the new KTM 1290 SUPER ADVENTURE R is built for those who are constantly seeking to go further, see more, explore more and experience more. True adventurers who want the ultimate travel package, premium quality and high-performance offroad-ready components.

**EXTREMELY POWERFUL
AND READY FOR DIRT**

RESET YOUR BOUNDARIES

The improvements go beyond just aesthetics, like the reworked chassis and ergonomics that allow you to push harder than ever before. The optional quickshifter has been improved, delivering more precise shifting, while refinements to the swing arm offer improved stability and suspension function, for confidence-inspiring high-paced escapes. The new exhaust system meets EURO 5 requirements, freeing your conscience to focus on the ride ahead.

LET NOTHING STAND IN YOUR WAY

With outstanding performance paired with low weight, premium equipment, as well as high-end ride-enhancing electronics, the KTM 1290 SUPER ADVENTURE R is a class leader, especially when the tarmac ends.



ADVENTURE BEYOND




KTM 1290 SUPER ADVENTURE S

The S model sets a new benchmark in performance-enhancing technology. It is the sportiest Adventure bike on the street and impresses with agility, performance, long-distance comfort and the most advanced electronics.

HIGHLIGHT FEATURES

- > ALL-NEW ERGONOMICS OFFERING ADDED AGILITY
- > VARIABLE AND LOWER SEAT HEIGHT
- > NEW GENERATION OF SEMI-ACTIVE SUSPENSION
- > OPTIMIZED WEIGHT DISTRIBUTION WITH NEW FUEL TANKS
- > INNOVATIVE ADAPTIVE CRUISE CONTROL AS STANDARD
- > CUTTING-EDGE ELECTRONICS ENHANCING EVERY RIDE
- > INTUITIVE 7" TFT DISPLAY
- > REVISED LC8 ENGINE [EURO 5]
- > REMODELED OPTIONAL SOFTWARE PACKAGES
- > STANDARD SOFTWARE FEATURES:



KTM 1290 SUPER ADVENTURE R

The R model features all the tech specs needed for a smooth ride. It's suspended, agile and rugged enough to cross the wildest terrain with unmatched ability.

HIGHLIGHT FEATURES

- > ALL-NEW ERGONOMICS OFFERING EXTRA AGILITY
- > REDESIGNED SEAT WITH LOWER HEIGHT
- > REWORKED LONG-TRAVEL ADJUSTABLE SUSPENSION
- > OPTIMIZED WEIGHT DISTRIBUTION WITH NEW FUEL TANKS
- > CUTTING-EDGE ELECTRONICS ENHANCING EVERY RIDE
- > INTUITIVE 7" TFT DISPLAY
- > NEW LED HEADLIGHT WITH LED DAYTIME LIGHT
- > REVISED LC8 ENGINE [EURO 5] WITH IMPROVED COOLING
- > NEW TIRES BY BRIDGESTONE
- > STANDARD SOFTWARE FEATURES:





AKRAPOVIČ "SLIP-ON LINE"

Plug & Play mounting. Optimum combination of weight saving, durability and performance. High-grade titanium makes it light, yet robust, and together with a premium quality carbon silencer cap, it produces a sporty sound.



TOURING CASE SET

Made from a combination of plastic and aluminum, this tough case set was developed with the bike for a perfect fit. Quick and easy to attach and remove, with 70 liters of convenient luggage space.

TANK BAG

Perfectly integrated into the motorcycle, this tank bag uses a new generation Quicklock mounting mechanism that allows for easy assembly. Featuring extremely robust fasteners and large zip pullers, it offers an ample capacity ranging from 12 L to 17 L.



LUGGAGE BAG

A robust, waterproof 6.5 L bag for tougher adventures. With waterproof roll closure and welded seams, it's more than ready to keep things shielded from the elements.

TOURATECH CASE

Made of high-strength aluminum, these easy-to-mount Touratech cases are the optimal long distance travel companions. Extremely durable and torsion-resistant, these cases were made to adventure further into the unknown.



POWERPARTS

> VISIT [KTM.COM](https://www.ktm.com) TO VIEW THE ENTIRE KTM POWERPARTS RANGE



8

9

0

R A N

G

E



8 9 0

This is the most offroad-capable Travel bike available, promising to take riders to the end of the earth and back in true READY TO RACE fashion.



DISCOVER BEYOND THE LIMITS

The KTM 890 ADVENTURE is an advanced, lightweight and compact Travel motorcycle with the essence of offroad performance shaping its approach to Adventure touring. KTM's rally experience inspired the development of this powerful, yet agile adventurer, which now, thanks to a major update over its predecessor, features significant advancements. These include a 90 cc displacement increase and a significant boost in power and torque.

THE ULTIMATE GRAVEL TRAVELLER

This all-terrain adventure weapon is equipped with a range of travel features that make it equally as capable on those long asphalt rides, as it is on short dirt road sprints. Its improved rideability can be attributed to a 20% increase in rotating mass and with new ABS and MTC settings, elevated rider confidence awaits those who opt for this mid-weight explorer.



KNOW NO BOUNDS

The result of its new, stronger parallel twin drivetrain is a super torquey, powerful, exciting engine that delivers instant performance as soon as you open the throttle. Its adjustable seat height, 15,000 km service interval, and low fuel consumption make it extremely usable in a wide range of extreme adventures. Thanks to the latest electronics updates and pre-muffler refinements, it meets EURO 5 regulations.

**EXPLORE THE ROADS
LESS TRAVELLED**





8 9 0

R

A serious offroad motorcycle at its core, built for extreme-minded travellers who want to charge off and conquer a wide range of challenging terrain.

GO FOR HARDCORE ADVENTURE

The KTM 890 ADVENTURE R is the ultimate Travel-oriented offroad machine, designed to take riders to the edge and back in true READY TO RACE style. Its iconic KTM rally bike look was inspired by the brand's renowned Dakar Rally success, where long days in the saddle teach you a thing or two about covering miles in tough terrain. This extreme Adventure machine is lightweight, compact and loaded with high performance attributes that give this bike enduro-like offroad abilities.

OBSTACLES BECOME OPPORTUNITIES

Beyond its aggressive shape and all-terrain conquering reputation, the 2021 KTM 890 ADVENTURE R is packed with new and updated features. Its class-leading, fully-adjustable 240 mm WP XPLOR suspension gets new settings, allowing riders to tame even rougher routes. The bike is also fitted with an updated clutch to handle the boosted torque and horsepower coming from an extra 90 cc of displacement.





MAKING SANDSTORMS

It's clear to see that this is no entry-level machine. It is a pure performance-focused middleweight Travel-enduro bike. Its high front fender, single flat seat, narrow chassis, low fuel tanks and low screen, all visually confirm this. Thanks to benchmark performance, industry-leading equipment and rider-focused technology, riders have the confidence to face whatever challenges arise on the way to more extreme exploration.

MORE RADICAL OFFROAD EXPLORATION

This machine's bold and aggressive KTM design and new, sporty, rally-style graphics confirm that riders have the ultimate piece of equipment for the type of riding that excites them.





890



RALLY



RALLY

REDEFINE EXTREME ADVENTURE

The KTM 890 ADVENTURE R RALLY is a limited-edition Travel masterpiece engineered to be pushed to the limits. With only 700 units worldwide, this pristine 2-wheel Adventure machine is definitely not for those looking for a touristic, view-finding journey of self-exploration. It is for those with one intention in mind – ride further, harder, faster and deeper into the unknown than anyone else.

SUPREME OFFROAD COMPETENCE

With its rally-shaped bodywork, perfectly balanced low center of gravity, 105 hp, 889 cc parallel twin engine, and suspension as close to factory as you can get, the KTM 890 ADVENTURE R RALLY is just as capable of chasing down podiums as it is at conquering new territory. Built not only to take a beating from mother nature, but to hand its own out to those who dare to take it on.

For more information on all the features of the KTM 890 AVENTURE R RALLY, check out [KTM.COM](https://www.ktm.com).

ADVENTURE UNBOUND



+OPTIONAL
RALLY
PACK



KTM 890 ADVENTURE

More power, more torque, more standard equipment, more 'sporty' and more thrills. More of just about everything. At 215 kg fully fuelled the KTM 890 ADVENTURE offers an incredibly sporty ride.

HIGHLIGHT FEATURES

- > IMPROVED PERFORMANCE WITH 105 HP & 100 NM [EURO 5]
- > BETTER RIDEABILITY THANKS TO 20% INCREASED ROTATING MASS
- > STRONGER CLUTCH ADAPTED TO INCREASED PERFORMANCE
- > HIGH-QUALITY WP SUSPENSION COMPONENTS & NEW REAR SHOCK
- > REWORKED FRONT & REAR BRAKES FOR ADDED CONTROL
- > IMPROVED ABS & MTC SETTINGS
- > ANODIZED WHEEL HUBS INSTEAD OF POWDER COATED
- > HANDLEBAR SWITCH WITH CRUISE CONTROL BUTTON (SOFTWARE ADDITIONAL)
- > SLIM PROFILE, REFINED ERGONOMICS & NEW GRAPHICS
- > TRAVEL-READY WITH TWO-PART, ADJUSTABLE SEAT & LOW FENDER
- > SMARTPHONE CONNECTIVITY GIVING ACCESS TO MUSIC & CALLS
- > OPTIONAL KTM MY RIDE APP FOR TURN-BY-TURN NAVIGATION
- > STANDARD SOFTWARE FEATURES:



+OPTIONAL
TECH
PACK



+OPTIONAL
RALLY
PACK



KTM 890 ADVENTURE R

The unique qualities of the KTM 890 ADVENTURE R make it the most offroad capable Travel bike out there. Based on KTM's Dakar winning rally bike, it is the link between KTM's enduro and street range. Lightweight, compact, with high performance and excellent offroad ability. PURE KTM.

HIGHLIGHT FEATURES

- > NEW 889 CC ENGINE WITH AN ADDED 90 CC OF DISPLACEMENT
- > ENGINE FEATURING 20% MORE ROTATING MASSES [EURO 5]
- > MORE POWER WITH 105 HP @ 8,000 RPM
- > ADDED TORQUE WITH 100 NM @ 6,500 RPM
- > REINFORCED CLUTCH
- > IMPROVED ABS AND TRACTION CONTROL
- > REWORKED SHIFTING FOR FASTER GEAR CHANGES
- > UPDATED QUICKSHIFTER+ (OPTIONAL)
- > NEW HANDLEBAR SWITCH FOR CRUISE CONTROL FUNCTION
- > CHASSIS UPGRADES WITH ALUMINUM STEERING HEAD TUBE & LIGHTER SUBFRAME
- > REWORKED FRONT & REAR BRAKES
- > NEW SUSPENSION SETTINGS
- > STANDARD SOFTWARE FEATURES:



+OPTIONAL
TECH
PACK





FUEL TANK PROTECTION SET

Extremely light, perfectly matched, high quality, silky matte carbon pieces, providing optimum protection for the fuel tanks.

AKRAPOVIČ "SLIP-ON LINE"

A sporty looking performance 'slip-on' silencer made from high grade titanium providing a substantial weight saving, sporty sound and that Rally race bike look.



TOURATECH CASES

Made of high-strength aluminum, these easy-to-mount touring cases are the optimal long distance travel companions. Extremely durable and torsion-resistant, these cases were made for those who adventure harder.

RADIATOR PROTECTION GRILLE

When your adventure takes you far off the beaten track, the Radiator Protection Grille provides maximum protection at the lowest possible weight. Made to fit perfectly, this high-quality aluminum protector ensures things stay cool long after the path has ended.

SEAT

Specially designed for the challenges of offroad use, the single seat has an optimized shape for more legroom and better contact with the motorcycle. It is higher than the standard seat and is specially designed for those who have more dynamic riding intentions.

POWERPARTS

> VISIT [KTM.COM](https://www.ktm.com) TO VIEW THE ENTIRE KTM POWERPARTS RANGE



390 ADV

390

The agile entry into KTM's Adventure world. The KTM 390 ADVENTURE is for those wanting a READY TO RACE daily adventurer or a more versatile lightweight travel companion.





BE MORE DARING

With class-leading lightness and a generous delivery of torque power, this agile explorer is ready to take on the adventure of everyday life. Whether you are negotiating the chaos of urban commuting, or taking a more adventurous route to avoid it, the KTM 390 ADVENTURE's versatility is up for the challenge. It also has skills beyond the city limits, where it can really unleash its true talents on longer, more daring rides.

CHOOSE A MORE DARING DAILY ADVENTURE!

Its crisp, performance-oriented rideability ensures true KTM-style riding pleasure, even for more experienced riders. And thanks to a 15-liter tank, and the efficiency of state-of-the-art Ride by Wire and electronic fuel injection technology, the ride can continue for a satisfyingly long way. With its powerful LED headlight and the optional KTM MY RIDE turn-by-turn navigation lighting up the TFT display, even darkness is no barrier to more adventure.

PROVEN ADVENTURE DNA

With its recognizable KTM headlight; striking and iconic ADVENTURE lines; and high-end finishing, it has all the style attributes of KTM's big ADVENTURE models. Its compact proportions and aggressive design make it a feast for the eyes, and from the very first look, it promises a highly agile, light-footed and enjoyable riding experience for all occasions.

BEGIN YOUR ESCAPE BACK TO REALITY

The clever geometry of the KTM 390 ADVENTURE, in combination with top-end standard technology, very low maintenance costs, and optional electronics, ultimately make this lightweight adventurer an exciting entry point to KTM's thrilling world of adventure.



ADVENTURE MORE



KTM 390 ADVENTURE

Class-leading standard features and high-quality craftsmanship highlight the READY TO RACE attitude of this bike. The top-end technology that KTM has implemented into the KTM 390 ADVENTURE is unique and unequalled in the market.

HIGHLIGHT FEATURES

- > LONG TRAVEL ADJUSTABLE WP SUSPENSION
- > 19"/17" WHEELS
- > LEAN ANGLE DEPENDENT TRACTION CONTROL
- > EASY AND FUN HANDLING
- > CORNERING ABS, INCL. OFFROAD MODE
- > LIGHTWEIGHT PACKAGE
- > COLORFUL TFT DISPLAY
- > FULL LED HEADLIGHT WITH LED DAYTIME LIGHT
- > RIDE-BY-WIRE TECHNOLOGY
- > OPTIONAL KTM MY RIDE APP
ACCESS TO MUSIC, NAVIGATION & PHONE CALLS
- > EURO 5 COMPLIANT
- > STANDARD SOFTWARE FEATURES:



Optional available:



AKRAPOVIČ "SLIP-ON LINE"

The optimum combination of weight saving, durability and performance/price ratio. Made from a light, yet robust mix of high-grade titanium and stainless steel.

SPOKED WHEEL SET

Specially designed for the challenges of offroad use and that offroad motorcycles look. The best compromise between stiffness and flexibility.

WAVE BRAKE DISC

Developed for high-level braking performance, this floating disk is not only a visual highlight, but ensures a consistent feel with no juddering.

BRAKE CYLINDER COVER

A bold visual statement – high-quality aluminum CNC machined cover with superior abrasion-resistant eloxal coating.

SIDE BAG SET

Robust bags that integrate perfectly into the bike design. Ideal combination of quality and all-round usability. No restriction for the passenger. Lightweight and durable.

ERGO RIDER'S SEAT

Custom designed seat with a high-quality look and perfect fit. It features a 3D mesh foam for even pressure distribution and an optimized shape for comfort.

POWERPARTS



TERRA ADVENTURE JACKET

An innovative new jacket with versatility and ventilation that is simply off the charts. The YKK-QUICKBURST®-zippers on the chest and rear shoulder area can be opened extremely fast with one quick pull of the special puller, enabling fast and effective ventilation options.

A lightweight waterproof shell is stored in the back pocket or zipped on the front of the jacket. It can be worn both under and over for optimal protection against wind, weather and dirt. This jacket fits perfectly with the TERRA ADVENTURE PANTS.



ULTRA WP GLOVES

Thanks to a Sympatex® performance membrane, the Ultra WP glove is breathable, wind and waterproof. The back of the hand is made of goatskin, while the palm is made of double leather. It also features hard plastic knuckle protection, visor wiper and touchscreen compatibility.



RACETECH JACKET

A lightweight jacket solution suited for warmer climates. Zip off sleeves, large cargo pockets and multi-adjustable draw-straps mean you stay comfortable, even if the temperature decides otherwise.




RACETECH GLOVES

Lightweight offroad gloves featuring silicone print for better grip. They are also fingertip compatible with touchscreen use.

POWERWEAR


> VISIT [KTM.COM](https://www.ktm.com) TO VIEW THE ENTIRE KTM POWERWEAR RANGE

TECHNICAL DATA




KTM 1290 SUPER ADVENTURE S

ENGINE (LIQUID COOLED)	
ENGINE TYPE	2-cylinder, 4-stroke, V 75°
DISPLACEMENT	1,301 cc
BORE X STROKE	108 mm x 71 mm
POWER OUTPUT	118 kW (160 hp) @ 9,000 rpm
MAX. TORQUE	138 Nm @ 6,500 rpm
FUEL CONSUMPTION	5.7 liters/100 km




KTM 1290 SUPER ADVENTURE R

ENGINE TYPE	2-cylinder, 4-stroke, V 75°
DISPLACEMENT	1,301 cc
BORE X STROKE	108 mm x 71 mm
POWER OUTPUT	118 kW (160 hp) @ 9,000 rpm
MAX. TORQUE	138 Nm @ 6,500 rpm
FUEL CONSUMPTION	5.7 liters/100 km




KTM 890 ADVENTURE

ENGINE TYPE	2 cylinders, 4 stroke, Parallel twin
DISPLACEMENT	899 cc
BORE X STROKE	90.7 mm x 68.8 mm
POWER OUTPUT	77 kW (105 hp) @ 8,000 rpm
MAX. TORQUE	100 Nm @ 6,500 rpm
FUEL CONSUMPTION	4.5 liters/100 km




KTM 890 ADVENTURE R

ENGINE (LIQUID COOLED)	
ENGINE TYPE	2 cylinders, 4 stroke, Parallel twin
DISPLACEMENT	889 cc
BORE X STROKE	90.7 mm x 68.8 mm
POWER OUTPUT	77 kW (105 hp) @ 8,000 rpm
MAX. TORQUE	100 Nm @ 6,500 rpm
FUEL CONSUMPTION	4.5 liters/100 km



KTM 890 ADVENTURE R RALLY

ENGINE TYPE	2 cylinders, 4 stroke, Parallel twin
DISPLACEMENT	889 cc
BORE X STROKE	90.7 mm x 68.8 mm
POWER OUTPUT	77 kW (105 hp) @ 8,000 rpm
MAX. TORQUE	100 Nm @ 6,500 rpm
FUEL CONSUMPTION	4.5 liters/100 km



KTM 390 ADVENTURE

ENGINE TYPE	Single-cylinder, 4 stroke
DISPLACEMENT	373.2 cc
BORE X STROKE	89 mm x 60 mm
POWER OUTPUT	32 kW (44 hp) @ 9,000 rpm
MAX. TORQUE	37 Nm @ 7,000 rpm
FUEL CONSUMPTION	3.37 liters/100 km

TRANSMISSION

CLUTCH	PASC slipper clutch, hydraulically operated	PASC slipper clutch, hydraulically operated	Cable operated PASC Slipper clutch
GEARBOX	6 gears	6 gears	6 gears
FINAL DRIVE	17:42/X-Ring chain	17:42/X-Ring chain	16:45/X-Ring chain

TRANSMISSION

CLUTCH	Cable operated PASC Slipper clutch	Cable operated PASC Slipper clutch	Cable operated PASC Slipper clutch
GEARBOX	6 gears	6 gears	6 gears
FINAL DRIVE	16:45/X-Ring chain	16:45/X-Ring chain	15:45/X-Ring chain

ELECTRONICS

ENGINE MANAGEMENT	Keihin EMS with RBW and ACC, double ignition	Keihin EMS with RBW and cruise control, double ignition	Bosch EMS with RBW
TRACTION CONTROL (disengageable)	MTC (lean-angle sensitive, 4-mode)	MTC (lean-angle sensitive, 4-mode)	MTC (lean angle sensitive, 3-mode, Rally Mode optional)
ABS (disengageable)	Bosch 10.3ME Combined-ABS (incl. Cornering ABS & Offroad Mode)	Bosch 10.3ME Combined-ABS (incl. Cornering ABS & Offroad Mode)	Bosch 9.1MP (incl. Cornering-ABS & Offroad Mode)

ELECTRONICS

ENGINE MANAGEMENT	Bosch EMS with RBW	Bosch EMS with RBW	Bosch EMS with RBW
TRACTION CONTROL (disengageable)	MTC (lean-angle sensitive, 3-mode)	MTC (lean angle sensitive, 3-mode + Rally)	MTC (lean angle sensitive)
ABS (disengageable)	Bosch 9.1 MP (incl. Cornering-ABS & Offroad Mode)	Bosch 9.1 MP (incl. Cornering ABS & Offroad Mode)	Bosch 9.1MP (incl. Cornering-ABS & Offroad Mode)

CHASSIS & BRAKES

FRAME	Chromium-Molybdenum-Steel trellis frame, powder coated	Chromium-Molybdenum-Steel trellis frame, powder coated	Chromium-Molybdenum-Steel frame, powder coated
SUBFRAME	Aluminum, powder coated	Aluminum, powder coated	Chromium-Molybdenum-Steel trellis, powder coated
HANDLEBAR	Aluminum, tapered, Ø 28/22 mm	Aluminum, tapered, Ø 28/22 mm	Aluminum, tapered, Ø 28/22 mm
FRONT SUSPENSION/ADJUSTABILITY	WP SAT (semi-active technology) Upside-Down Ø 48 mm/Semi-active	WP XPLOR Upside-Down Ø 48 mm/Compression, rebound, preload	WP APEX Upside-Down Ø 43 mm
REAR SUSPENSION/ADJUSTABILITY	WP SAT (semi-active technology) shock absorber/Semi-active	WP XPLOR shock absorber with PDS/Compression, rebound, preload	WP APEX shock absorber/Preload and rebound
SUSPENSION TRAVEL FRONT/REAR	200 mm/200 mm	220 mm/220 mm	200 mm/200 mm
WHEELBASE	1,557 mm ± 15 mm	1,577 mm ± 15 mm	1,509 mm ± 15 mm
WHEELS FRONT/REAR	Cast aluminum wheels 3.50 x 19"; 5.00 x 17"	Forged aluminum rims with spokes 2.5 x 21"; 4.25 x 18"	Spoked wheels with aluminum rims, 2.50 x 21"; 4.50 x 18"
TIRES FRONT/REAR	120/70 ZR 19"; 170/60 ZR 17"	90/90 21"; 150/70 ZR 18"	90/90-21"; 150/70-18"
FRONT BRAKE	2 x Brembo 4-piston, radially mounted caliper, brake disc Ø 320 mm	2 x Brembo 4-piston, radially mounted caliper, brake disc Ø 320 mm	2 x radially mounted 4 piston caliper, brake disc Ø 320 mm
REAR BRAKE	Brembo 2-piston, fixed caliper, brake disc Ø 267 mm	Brembo 2-piston, fixed caliper, brake disc Ø 267 mm	2 piston floating caliper, brake disc Ø 260 mm

CHASSIS & BRAKES

FRAME	Chromium-Molybdenum-Steel frame, powder coated	Chromium-Molybdenum-Steel frame, powder coated	Steel trellis frame, powder coated
SUBFRAME	Chromium-Molybdenum-Steel trellis, powder coated	Chromium-Molybdenum-Steel trellis, powder coated	Bolt on steel trellis frame, powder coated
HANDLEBAR	Aluminum, tapered, Ø 28/22 mm	Aluminum, tapered, Ø 28/22 mm	Aluminum, tapered, Ø 26/22 mm
FRONT SUSPENSION/ADJUSTABILITY	WP XPLOR Upside-Down Ø 48 mm/Compression, rebound, preload	WP XPLOR PRO 7548/Compression, rebound, preload	WP APEX Upside-Down Ø 43 mm/Compression, rebound
REAR SUSPENSION/ADJUSTABILITY	WP XPLOR shock absorber with PDS/Compression, rebound, preload	WP XPLOR PRO 6746 shock absorber with PDS/Compression, rebound, preload	WP APEX shock absorber/Rebound, preload
SUSPENSION TRAVEL FRONT/REAR	240 mm/240 mm	270 mm/270 mm	170 mm/177 mm
WHEELBASE	1,528 mm ± 15 mm	1,535 mm ± 15 mm	1,430 mm ± 15 mm
WHEELS FRONT/REAR	Spoked wheels with aluminum rims, 2.50 x 21"; 4.50 x 18"	Spoked wheels with aluminum rims, 2.15 x 21"; 4.00 x 18"	Cast aluminum wheels 2.50 x 19"; 3.50 x 17"
TIRES FRONT/REAR	90/90-21"; 150/70-18"	90/90-21"; 150/70-18"	100/90-19"; 130/80-17"
FRONT BRAKE	2 x radially mounted 4 piston caliper, brake disc Ø 320 mm	2 x radially mounted 4 piston caliper, brake disc Ø 320 mm	4-piston, radially mounted caliper, brake disc Ø 320 mm
REAR BRAKE	2 piston floating caliper, brake disc Ø 260 mm	2 piston floating caliper, brake disc Ø 260 mm	Single piston, floating caliper, brake disc Ø 230 mm

DIMENSIONS & WEIGHT

SEAT HEIGHT/GROUND CLEARANCE	849–869 mm/223 mm	880 mm/242 mm	830 mm–850 mm/233 mm
TANKS CAPACITY/RESERVE	approx. 23 liters/5 liters reserve	approx. 23 liters/5 liters reserve	approx. 20 liters/3 liters reserve
DRY WEIGHT	approx. 220 kg	approx. 221 kg	approx. 196 kg

DIMENSIONS & WEIGHT

SEAT HEIGHT/GROUND CLEARANCE	880 mm/263 mm	910 mm/303 mm	855 mm/200 mm
TANKS CAPACITY/RESERVE	approx. 20 liters/3 liters reserve	approx. 20 liters/3 liters reserve	approx. 14.5 liters/3.5 liters reserve
DRY WEIGHT	approx. 196 kg	approx. 196 kg	approx. 158 kg

GET SET TO GO ADVENTURE

With KTM, a whole world of adventure is well within reach. Remember, the only impossible journey is the one you never start. Act now and GO ADVENTURE!

BOOK A TESTRIDE [TESTRIDE.KTM.COM](https://www.ktm.com/testride)

KTM DEALER 'UNBOXING' EVENTS ACROSS EUROPE IN MARCH 2021

Introducing a new chain of events across Europe. The KTM DEALER 'UNBOXING' SERIES gives Adventure bike fans the exclusive chance to be the first to see the all-new KTM 1290 SUPER ADVENTURE S in the flesh at a dealer near them. After registering on KTM.COM, participants will take part in an exclusive 1 on 1 meeting with the ultimate high-performance Adventure bike. The Pan-European dealer events kick-off in March 2021.

KTM ADVENTURE ROADSHOW WITH SEVERAL STOPS IN EUROPE

KTM is glad to announce a wide range of events as part of a special KTM ADVENTURE ROADSHOW in Europe. More than simply test rides, these events will include a series of workshops, presentations and activities designed to unite and expand the KTM community. All tour dates will be available on [ktm.com](https://www.ktm.com).



KTM FINANCE

Financing your own dream bike couldn't possibly be any easier. With KTM Finance, riding off on a brand new motorcycle is simpler than you could've ever imagined. For each specific motorcycle, individually tailored financial solutions enable you to race off in no time. Contact your authorized KTM dealer for more information.



EXTENDED WARRANTY

Race off in confidence with KTM Extended Warranty. It gives you the chance to extend the manufacturer's warranty by a further 12 or 24 months, before the warranty period expires. You can continue to extend your warranty for up to 12 years or 80,000 km in total. Once covered, claims can easily be made via your authorized KTM dealer to ensure the best possible service. Warranties on the bike can also be transferred upon change of ownership, so new or used, ride your KTM with peace of mind.



MOBILITY SERVICE

The KTM Mobility Service keeps you safe at every turn with 12 months protection free of charge. It can be renewed, without any cost, every 12 months lifetime* with each service at an authorized KTM dealer. Thanks to a vast and professional assistance network, breakdowns are worry-free as the KTM Assistance Center is available 24 hours a day, 7 days a week, 365 days a year, all over Europe. Always keeping you READY TO RACE. See more details on www.ktm.com/mobilityservice.

KTM Finance, Extended Warranty and KTM Mobility Service might not be available for all markets. Please ask your local authorized KTM dealer about the offers and conditions in your country.

*The definition of lifetime for single cylinder vehicles: max. 60,000 km or 8 years, whichever comes first; for twin cylinder vehicles: max. 80,000 km or 8 years, whichever comes first.



**ADRENALINE
- FILLED
ADVENTURE
AWAITS**

KTM.COM



KTM SPORTMOTORCYCLE GMBH
5230 MATTIGHOFEN, AUSTRIA ©2021

LEGAL DISCLAIMER

Do not imitate! The riders illustrated are professional motorcycle riders. The photos were taken on closed racing circuits or closed roads. KTM wishes to make all motorcyclists aware that they need to wear the prescribed protective gear and always ride in a responsible manner in accordance with the relevant and applicable provisions of the road traffic regulations.

Only the homologated versions of the motorbikes promoted in this brochure are suitable for road use. The warnings and hazard notices in the owner's manual must be observed without fail when purchasing a motorcycle and using it for the first time (especially the prescribed speed limits). Some items in the KTM PowerParts product line are not approved for use on public roads in certain circumstances (varies from country to country). Please contact your KTM dealer for further information. The illustrated vehicles may vary in selected details from the production models and some illustrations feature optional equipment available at additional cost. All information concerning the scope of supply, appearance, services, dimensions and weights is non-binding and specified with the proviso that mistakes, printing, setting and typing errors may occur; such information is subject to change without notice. Please note that model specifications may vary from country to country.

